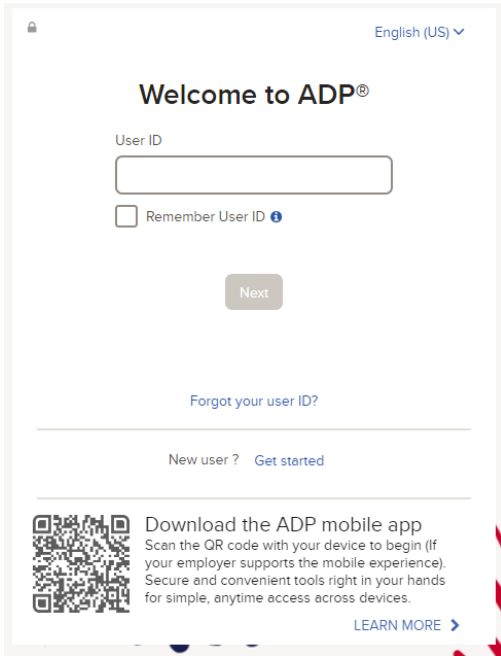


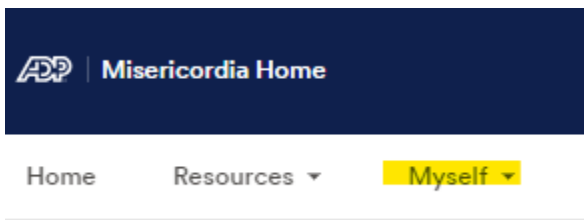
ADP WorkForce Now

Steps for Updating Contact/Address Information

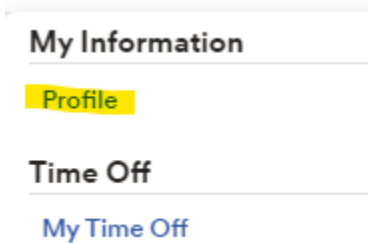
1. Login to ADP WorkForce Now – <https://workforcenow.adp.com>



2. Click on the dropdown Myself



3. Under My Information, Click on Profile




4. Under Personal Info, Click on View More

Personal Info

[Redacted]

[Redacted]

 Confirm your Legal Address

[Yes, confirm](#) [No, update ?](#)

[Redacted]


Cook County
US

[View more](#)

5. Update your Personal Info, Click Save

[← Back](#) **Personal Info**

Address ?

 Address Line 1, City, State/Province and Zip Code/Postal Code are required when the country is the U.S. or Canada.

LEGAL ADDRESS

Country
United States

Address Line 1
[Redacted]

Address Line 2
[Redacted]

Address Line 3
[Redacted]

City
[Redacted]

State / Territory
IL - Illinois



Zip Code ?
[Redacted]

County
Cook County

[+ Add Address](#)

Contact ?

Phone Number
Personal Mobile

 [Redacted]  Your phone number is verified

[Save](#)